



PULVERIZER




SUI MANUFACTURING, INC..

452 W. VALLEY BOULEVARD

RIALTO, CA. 92376

(800) 544-6453



SUI CONCO



SUI Concrete Pulverizers

are designed for quiet controlled demolition and recycling of concrete structures. SUI's Concrete Pulverizer models feature patented pin-on

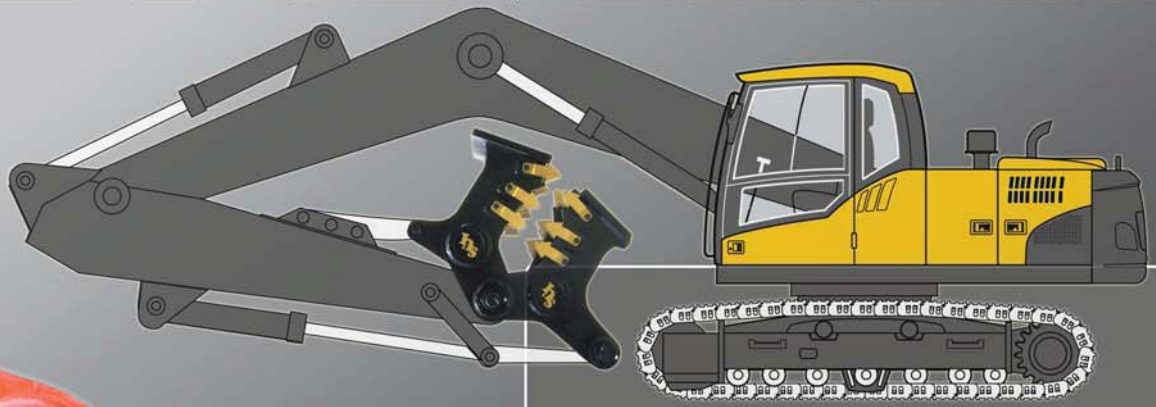
SWIFT LOCK teeth that allow field change-out in minutes.

Increase the productivity and efficiency of your excavator with an SUI Concrete Pulverizer. Some useful applications are:

- Concrete Bridges Decks
- Walls
- Floor Slabs
- Foundations
- Silos
- Culverts
- Pillars
- Encased Beams
- Pre-cast Structures
- Railings
- Concrete and Rebar Separation



CONCRETE PULVERIZER



We Make your Machine(s)
come to life

Features & Benefits

SUI's new mechanical concrete pulverizers are designed for both Primary and Secondary demolition work, allowing the contractor to demolish, process and sort material, all with the one attachment. This unit works with the excavator's tilt cylinder, eliminating the expense of plumbing the machine.

Replaceable Heavy Duty Teeth

Fast and easy to change teeth in the field, with minimal downtime

Replaceable Cutting Blades

Cuts reinforcing steel and cable. Blades can be rotated.

Separate Pivot Pin Connection

This protects the excavator's stick from possible damage

Unique Tooth Design

Ensures maximum penetration and fragmentation

Wear Resistant Steel

Constructed from high quality steel providing long life and durability.



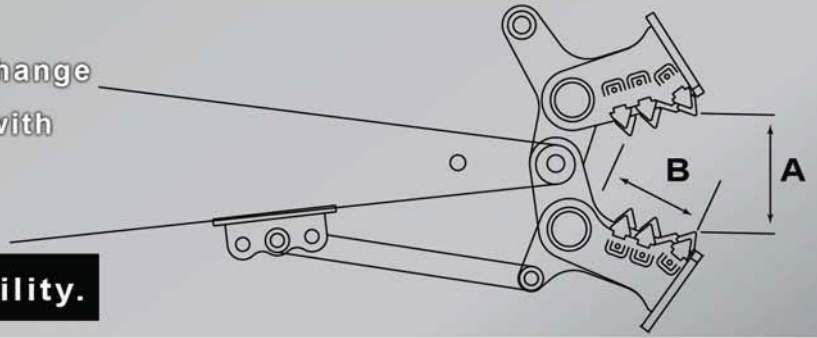
The Pulverizers Custom Mounts are designed to be used with a quick coupler system. The major benefit is that it has an interchangeable adapter plate system, so you can easily adapt to any machine within the same weight class.

Model	Jaw Opening Inches (A)	Jaw Depth Inches (B)	Jaw Width Inches	Weight Lbs.	Excavator Weight
SUIEXC40CP	30	25	26	2875	36-46,000
SUIEXC60CP	36	27	29	3000	46-65,000
SUIEXC80CP	42	29	32.5	4475	65-88,000
SUIEXC100CP	48	35	33	6150	88-111,000
SUIEXC120CP	54	40	43.5	9900	111-160,000
SUIEXC150CP	54	40	43.5	9900	111-160,000

Note: Specifications, dimensions & weight are approximate and subject to change without notice.



Fast and easy to change teeth in the field, with minimal downtime



Multiple Machine Mount Capability.

When an order is placed for a SUI Concrete Pulverizer, the unit will be manufactured specifically to pin on the excavator for which it was ordered. However, SUI Concrete Pulverizers may be easily retrofitted to a variety of Excavators within each weight class. Please consult with a sales member to determine compatibility.

Concrete Pulverizer Operation.

The SUI Concrete Pulverizer replaces the bucket of an excavator and operates with the same controls, no additional hydraulics are required. The bucket dump controls operates the open and the bucket curl operates the close.

Ease of Installation

The SUI Concrete Pulverizer uses existing excavator hydraulics, no additional circuits are required. A moveable front jaw, actuated by the excavator's bucket cylinder, closes into the stationary back jaw. The back jaw is pinned in place with a position arm which is pinned to a mounting pad welded on the lower surface of the excavator's stick.

