

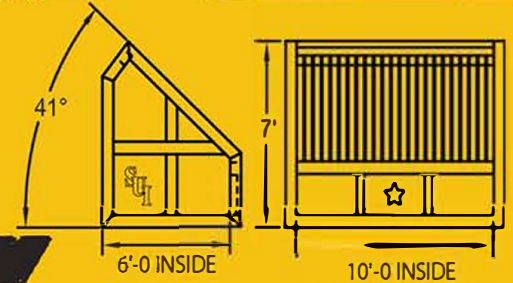
**STEEL
UNLIMITED
INC.**

GRIZZLY SCREENS

For High Production and Demanding Jobs.

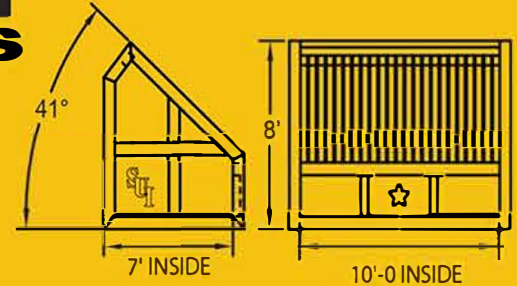
Steel Unlimited's Grizzly Screens are constructed with the finest materials available. They are the most rugged and durable Grizzly Screens built, with over 120 square feet of separation surface area available.

The Best in it's class...The Best in any class!



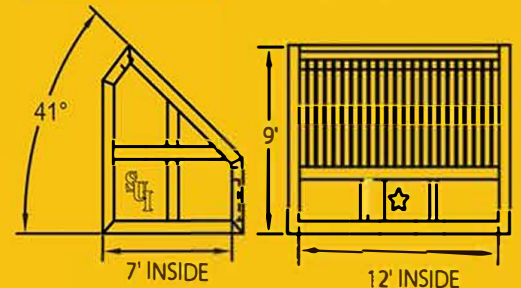
LANDSCAPE PRO

4" spacing, Standard Weight 2,960 Lbs.



LIGHT CONSTRUCTION GRADE

4" spacing, Standard Weight 4,750 Lbs.



RIP-RAP KING/CONSTRUCTION PRO

6" spacing, Standard Weight 7,153 Lbs.

Separate job-site soil of any sized debris. From 1" minus to 12" minus. From hardcore rip-rap to landscape applications, SUI manufactures the exact screen you need.

